



 Benne bivalente per carico materiali vari  
 Grabs for different materials' loading  
 Bennes double-coquilles pour le chargement de matériaux divers

 Zweischalengreifer für Verladung von verschiedenen Materialien  
 Bivalvas para carga de materiales diversos  
 Грейфер для погрузки различных материалов

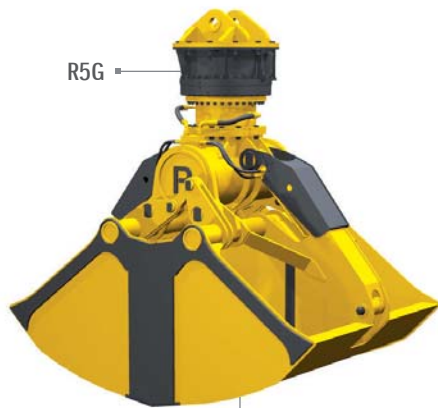
&gt; R42H



&gt; R43H



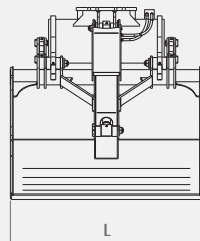
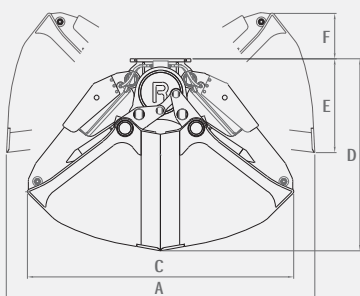
R5G



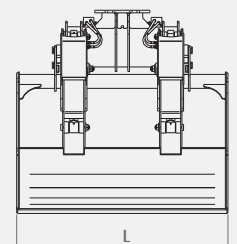
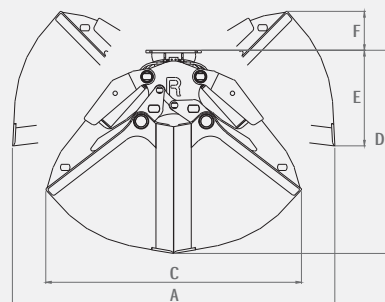
R5G



&gt; R42H



&gt; R43H



| Modello   | Capacità        | Peso    | Pressione | Portata olio  | Forza alla lama        | Dimensioni  |      |      |      |     |      |
|-----------|-----------------|---------|-----------|---------------|------------------------|-------------|------|------|------|-----|------|
| Model     | Capacity        | Weight  | Pressure  | Oil flow      | Tine force             | Sizes       |      |      |      |     |      |
| Modèle    | Capacité        | Poids   | Pression  | Débit d'huile | Puissance à la lame    | Dimensions  |      |      |      |     |      |
| Modell    | Inhalt          | Gewicht | Druck     | Ölleistung    | Schließkraft je Schale | Abmessungen |      |      |      |     |      |
|           | dm <sup>3</sup> | kg      | bar       | l/min         | Kg                     | A           | C    | D    | E    | F   | L    |
| R42/3000H | 3000            | 2800    | 320       | 190           | 9500                   | 3200        | 2750 | 2000 | 980  | 480 | 1500 |
| R42/4000H | 4000            | 3100    | 320       | 190           | 9500                   | 3200        | 2750 | 2000 | 980  | 480 | 2000 |
| R42/5000H | 5000            | 3250    | 320       | 190           | 9500                   | 3200        | 2750 | 2000 | 980  | 480 | 2500 |
| R43/5000H | 5000            | 4300    | 300       | 320           | 15300                  | 3660        | 2910 | 2310 | 1090 | 435 | 2000 |
| R43/6000H | 6000            | 4500    | 300       | 320           | 15300                  | 3660        | 2910 | 2310 | 1090 | 435 | 2400 |
| R43/7000H | 7000            | 4700    | 300       | 320           | 15300                  | 3660        | 2910 | 2310 | 1090 | 435 | 2800 |
| R43/8000H | 8000            | 4900    | 300       | 320           | 15300                  | 3660        | 2910 | 2310 | 1090 | 435 | 3200 |