



rammount.com  
1.800.497.7479  
support@rammount.com

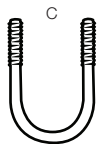
# RAM® Brake/Clutch Reservoir Base

## Parts Index

\* not to scale



x1  
#1/4"-20



x1  
#1/4"-20



x2  
6MM x 55MM



x1



x2  
#1/4"-20



x2  
#1/4"-20 x 2 1/2"



x2  
#1/4"-20 x 2"



x2



x2



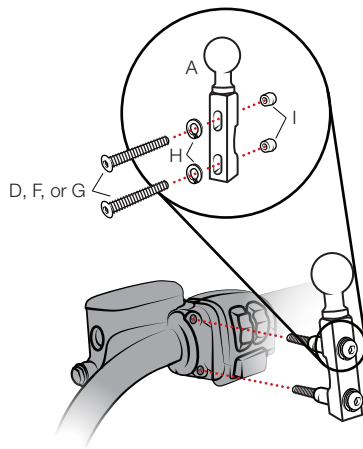
x2



x1

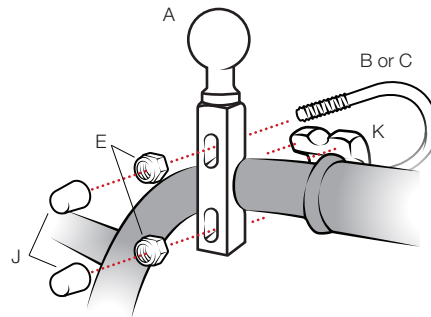
## Attach to Brake Reservoir

Preassemble components as shown below. While holding factory clamp assembly in place, remove second factory bolt and replace with RAM® Base with hardware.



## Attach to Handlebar

Preassemble components as shown below. Use the U-bolt hardware and spacer when attaching to bare handlebars.



RMR-INS-B-309-7