

Gro-Lux HPS

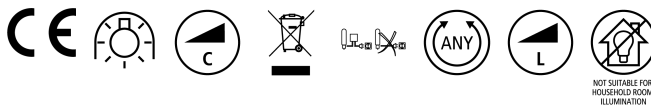
GRO-LUX SHP-TS 600W / 400V

0020809



Product features

- Gro-Lux High Pressure Sodium 600W/400V grow lamp | Patented arc tube delivers the highest photosynthetic efficiency | Performance maintained at an exceptional level due to improved structure of the outer bulb, - Optimised for the highest Phytolumens or PAR output | Industry leading lumen maintenance of 95% at the end of life | For use as complete or additional artificial lighting of plants | Recommended for use in greenhouses and indoor lighting.



PRODUCT OVERVIEW

IPC Code	0020809
Product name	GRO-LUX SHP-TS 600W / 400V
Technology	HID
Watt (Rated) (W)	620

Gro-Lux HPS

GRO-LUX SHP-TS 600W / 400V

0020809

Lamp shape	High Pressure Sodium
Type	SHP-TS
Cap/Base	E40
Lamp finish	clear
Fixture rating	Open
General application	Logistics & Industry
Certifications	00
ETIM Class	EC000821
E-number FI	4844456
E-number Norway	3802875
Luminous flux (lm)	88000
Colour temperature (K)	1950
Light colour	Grolux
CRI (Ra)	20
Wattage (W)	620
Product Voltage (V)	200
Dimmable	Yes
Average life (Nominal) (h)	24000
Product EAN number	5410288208091

DATA TABLE

General data

IPC Code	0020809
Product name	GRO-LUX SHP-TS 600W / 400V
Technology	HID
Watt (Rated) (W)	620
Lamp shape	High Pressure Sodium
Type	SHP-TS
Cap/Base	E40
Lamp finish	clear
Fixture rating	Open
General application	Logistics & Industry
Certifications	00
ETIM Class	EC000821
E-number FI	4844456
E-number Norway	3802875

Optical data

Luminous flux (lm)	88000
Luminous flux (Rated) (lm)	88000
Ambient temperature for maximum luminous flux (°C)	25
Colour temperature (K)	1950
Light colour	Grolux
CRI (Ra)	20
Adjustable chromaticity	N
Rated lumen maint. factor (%) at 4000 h 50Hz	96

Gro-Lux HPS

GRO-LUX SHP-TS 600W / 400V

0020809

Rated lumen maint. factor (%) at 6000 h 50Hz	94
Rated lumen maint. factor (%) at 8000 h 50Hz	93
Rated lumen maint. factor (%) at 12000 h 50Hz	91
Rated lumen maint. factor (%) at 16000 h 50Hz	90
Rated lumen maint. factor (%) at 20000 h 50Hz	89

Electrical data

Wattage (W)	620
Current (A)	3.5
Product Voltage (V)	200
Control gear required	Yes
Transformer required	No
Dimmable	Yes
Lamp Energy Label (class)	A++
kWh per 1000 hours burning time	682

Lifetime data

Average life (Nominal) (h)	24000
Average life (Rated) (h)	24000
Life T90	16000
Rated survival factor (%) at 2000 h 50Hz	100
Rated survival factor (%) at 4000 h 50Hz	99
Rated survival factor (%) at 6000 h 50Hz	98
Rated survival factor (%) at 8000 h 50Hz	97
Rated survival factor (%) at 12000 h 50Hz	90
Rated survival factor (%) at 16000 h 50Hz	79
Rated survival factor (%) at 20000 h 50Hz	66

Physical data

Max. Lamp Diameter (mm) - D	48
Weight (kg)	0.178

Packaging

Single packaging type	Carton
Product EAN number	5410288208091
Packaging single length / height (cm)	30.5
Packaging single width (cm)	5.0
Packaging single depth (cm)	5.0
DUN14 (outer)	15410288208098
Units per outer package	12
Packaging outer length / height (cm)	28.0
Packaging outer width (cm)	23.0
Packaging outer depth (cm)	33.0

Gro-Lux HPS

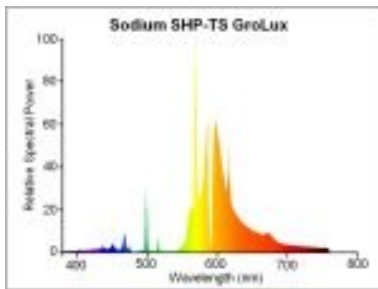
GRO-LUX SHP-TS 600W / 400V

0020809

Safety data

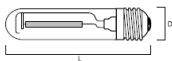
Lamp mercury content (mg)	35.4
Breakage cleaning instructions	Applicable
Recommendation for disposal at end of life	Applicable
Special purpose lamp	Yes
Intended purpose	Horticulture lamp
Suitable for household illumination	No
Safety message	Not suitable for household

PHOTOMETRY



TECHNICAL DRAWINGS

SHP-TS GROLUX



SHP-TS GroLux	250W	400W	600W
L	260	292	292
D	48	48	48

Gro-Lux HPS

GRO-LUX SHP-TS 600W / 400V

0020809

